

2023

ABSTRACT OF RATABLES

WARREN COUNTY

WARREN COUNTY BOARD OF TAXATION

Samir Elbassiouny, President
Darryl Malcolm, Commissioner
William Watras, Commissioner

Melissa Pritchett,
County Tax Administrator

2023 ABSTRACT OF RATABLES FOR THE COUNTY OF WARREN

TAXING DISTRICTS	1		2	3	4	5	6
	TAXABLE VALUE		TAXABLE VALUE OF LAND AND IMPROVEMENTS (COL 1A+1B)	TOTAL TAXABLE VALUE OF PARTIAL EXEMPTIONS & ABATEMENTS (ASSESSED VAL.)	NET TAXABLE VALUE OF LAND & IMPROVEMENTS (COL 2-3)	TAXABLE VALUE COMMUNICATION EQUIPMENT	NET TAXABLE VALUE (COL 4+5)
	(A) LAND	(B) IMPROVEMENTS (INCLUDES PARTIAL EXEMPTIONS & ABATEMENTS)					
01:ALLAMUCHY TWP	180,684,700	418,957,600	599,642,300	0	599,642,300	0	599,642,300
02:ALPHA BORO	73,223,466	144,490,433	217,713,899	0	217,713,899	238,847	217,952,746
03:BELVIDERE TOWN	63,595,800	189,466,400	253,062,200	0	253,062,200	50	253,062,250
04:BLAIRSTOWN TWP	240,788,100	463,366,500	704,154,600	0	704,154,600	2,218,203	706,372,803
05:FRANKLIN TWP	126,423,295	286,425,117	412,848,412	0	412,848,412	379,660	413,228,072
06:FRELINGHUYSEN TWP	84,020,100	205,354,278	289,374,378	0	289,374,378	608,907	289,983,285
07:GREENWICH TWP	122,834,700	469,404,690	592,239,390	0	592,239,390	621,930	592,861,320
08:HACKETTSTOWN TOWN	392,211,100	634,644,500	1,026,855,600	15,200	1,026,840,400	100	1,026,840,500
09:HARDWICK TWP	42,877,800	113,081,000	155,958,800	0	155,958,800	535,064	156,493,864
10:HARMONY TWP	88,180,400	383,118,200	471,298,600	0	471,298,600	282,806	471,581,406
11:HOPE TWP	45,845,700	172,822,700	218,668,400	0	218,668,400	913,144	219,581,544
12:INDEPENDENCE TWP	147,888,000	357,498,300	505,386,300	0	505,386,300	0	505,386,300
13:KNOWLTON TWP	72,785,840	185,927,200	258,713,040	0	258,713,040	798,924	259,511,964
14:LIBERTY TWP	91,299,400	176,124,736	267,424,136	0	267,424,136	0	267,424,136
15:LOPATCONG TWP	324,954,792	689,865,786	1,014,820,578	0	1,014,820,578	910,814	1,015,731,392
16:MANSFIELD TWP	251,866,150	450,877,100	702,743,250	0	702,743,250	0	702,743,250
17:OXFORD TWP	46,588,100	111,261,300	157,849,400	0	157,849,400	0	157,849,400
19:PHILLIPSBURG TOWN	202,744,925	518,314,500	721,059,425	10,605,000	710,454,425	2,470,553	712,924,978
20:POHATCONG TWP	134,158,860	210,498,690	344,657,550	0	344,657,550	509,540	345,167,090
21:WASHINGTON BORO	105,233,572	263,313,700	368,547,272	0	368,547,272	0	368,547,272
22:WASHINGTON TWP	206,915,300	479,009,956	685,925,256	0	685,925,256	0	685,925,256
23:WHITE TWP	211,104,908	342,627,200	553,732,108	0	553,732,108	0	553,732,108
WARREN	3,256,225,008	7,266,449,886	10,522,674,894	10,620,200	10,512,054,694	10,488,542	10,522,543,236

2023 ABSTRACT OF RATABLES FOR THE COUNTY OF WARREN

TAXING DISTRICTS	7	8	9		10		11
	GENERAL TAX RATE PER \$100	COUNTY EQUALI- ZATION RATIO	TRUE VALUE		EQUALIZATION		NET VALUATION FOR COUNTY TAX APPORTIONMENT (COL 6-9A+9B -10A+10B)
			(A) UEZ ABATEMENT EXPIRED	(B) CLASS II RAILROADS	(A) AMOUNTS DEDUCTED	(B) AMOUNTS ADDED	
01:ALLAMUCHY TWP	3.096	71.08%	0	0		245,622,664	845,264,964
02:ALPHA BORO	3.456	89.27%	0	0		27,189,234	245,141,980
03:BELVIDERE TOWN	3.078	109.30%	0	0	18,769,087		234,293,163
04:BLAIRSTOWN TWP	2.882	82.21%	0	0		153,633,462	860,006,265
05:FRANKLIN TWP	3.174	84.02%	0	0		80,843,789	494,071,861
06:FRELINGHUYSEN TWP	2.702	87.44%	0	0		42,896,615	332,879,900
07:GREENWICH TWP	3.601	71.23%	0	0		240,295,565	833,156,885
08:HACKETTSTOWN TOWN	3.374	89.47%	0	0		127,621,914	1,154,462,414
09:HARDWICK TWP	3.507	70.25%	0	0		66,385,722	222,879,586
10:HARMONY TWP	2.577	69.52%	0	0		209,598,541	681,179,947
11:HOPE TWP	3.194	73.22%	0	0		80,744,088	300,325,632
12:INDEPENDENCE TWP	3.593	72.75%	0	0		190,322,781	695,709,081
13:KNOWLTON TWP	3.897	66.67%	0	0		130,613,404	390,125,368
14:LIBERTY TWP	3.292	78.06%	0	0		75,621,351	343,045,487
15:LOPATCONG TWP	2.859	92.69%	0	0		82,784,281	1,098,515,673
16:MANSFIELD TWP	3.552	76.84%	0	0		213,413,982	916,157,232
17:OXFORD TWP	4.463	69.74%	0	0		69,570,182	227,419,582
19:PHILLIPSBURG TOWN	4.196	78.87%	0	0		203,931,920	916,856,898
20:POHATCONG TWP	4.298	76.60%	0	0		106,846,678	452,013,768
21:WASHINGTON BORO	5.167	66.22%	0	0		191,192,855	559,740,127
22:WASHINGTON TWP	3.947	75.70%	0	0		222,081,552	908,006,808
23:WHITE TWP	2.401	81.91%	0	0		125,268,828	679,000,936
WARREN		%	0	0	18,769,087	2,886,479,408	13,390,253,557

2023 ABSTRACT OF RATABLES FOR THE COUNTY OF WARREN

SECTION 12 - A

TAXING DISTRICT	(i)	(ii)				(iii)	(iv)	(v)
	TOTAL COUNTY TAXES APPORTIONED	ADJUSTMENTS RESULTING FROM:				NET COUNTY TAXES APPORTIONED	MUNICIPAL BUDGET STATE AID	NET COUNTY TAXES APPORTIONED LESS STATE AID (COL.12 AIII-12AIV-COUNTY BPP ADJUSTMENT)
		(A) EQUAL TABLE APPEALS		(B) APPEALS & CORRECTIONS				
		DEDUCT OVERPAY	ADD UNDERPAY	DEDUCT OVERPAY	ADD UNDERPAY			
01:ALLAMUCHY TWP	4,793,253.67	.00	.00	.00	.00	4,793,253.67	.00	4,793,253.67
02:ALPHA BORO	1,390,129.42	.00	.00	.00	.00	1,390,129.42	.00	1,390,129.42
03:BELVIDERE TOWN	1,328,608.91	.00	.00	.00	.00	1,328,608.91	.00	1,328,608.91
04:BLAIRSTOWN TWP	4,876,847.33	.00	.00	426.36	.00	4,876,420.97	.00	4,876,420.97
05:FRANKLIN TWP	2,801,738.93	.00	.00	140.20	.00	2,801,598.73	.00	2,801,598.73
06:FRELINGHUYSEN TWP	1,887,665.84	.00	.00	5,841.28	.00	1,881,824.56	.00	1,881,824.56
07:GREENWICH TWP	4,724,592.25	.00	.00	5,483.43	.00	4,719,108.82	.00	4,719,108.82
08:HACKETTSTOWN TOWN	6,546,623.17	.00	.00	3,283.17	.00	6,543,340.00	.00	6,543,340.00
09:HARDWICK TWP	1,263,885.81	.00	.00	6,752.06	.00	1,257,133.75	.00	1,257,133.75
10:HARMONY TWP	3,862,774.89	.00	.00	119.85	.00	3,862,655.04	.00	3,862,655.04
11:HOPE TWP	1,703,059.99	.00	.00	547.57	.00	1,702,512.42	.00	1,702,512.42
12:INDEPENDENCE TWP	3,945,165.42	.00	.00	.00	.00	3,945,165.42	.00	3,945,165.42
13:KNOWLTON TWP	2,212,288.37	.00	.00	.00	.00	2,212,288.37	.00	2,212,288.37
14:LIBERTY TWP	1,945,311.95	.00	.00	.00	.00	1,945,311.95	.00	1,945,311.95
15:LOPATCONG TWP	6,229,365.35	.00	.00	231,174.32	.00	5,998,191.03	.00	5,998,191.03
16:MANSFIELD TWP	5,195,263.26	.00	.00	143,557.85	.00	5,051,705.41	.00	5,051,705.41
17:OXFORD TWP	1,289,630.82	.00	.00	.00	.00	1,289,630.82	.00	1,289,630.82
19:PHILLIPSBURG TOWN	5,199,230.86	.00	.00	30,542.64	.00	5,168,688.22	.00	5,168,688.22
20:POHATCONG TWP	2,563,239.63	.00	.00	.00	.00	2,563,239.63	.00	2,563,239.63
21:WASHINGTON BORO	3,174,124.72	.00	.00	2,069.89	.00	3,172,054.83	.00	3,172,054.83
22:WASHINGTON TWP	5,149,044.56	.00	.00	2,324.56	.00	5,146,720.00	.00	5,146,720.00
23:WHITE TWP	3,850,418.03	.00	.00	.00	.00	3,850,418.03	.00	3,850,418.03
WARREN	75,932,263.18	.00	.00	432,263.18	.00	75,500,000.00	.00	75,500,000.00

2023 ABSTRACT OF RATABLES FOR THE COUNTY OF WARREN

TAXING DISTRICTS	SECTION 12 - B			SECTION 12 - C		
	(A)	(B)	(C)	LOCAL TAXES TO BE RAISED FOR:		
	COUNTY LIBRARY TAXES APPORTIONED	COUNTY HEALTH SERVICE TAXES APPORTIONED	COUNTY OPEN SPACE TAXES APPORTIONED	(I) DISTRICT SCHOOL PURPOSES		
				(A) DISTRICT SCHOOL (adjusted for BPP)	(B) REG., CONSOL. & JOINT SCHOOL (adjusted for BPP)	(C) LOCAL SCHOOL (adjusted for BPP)
01:ALLAMUCHY TWP	379,458.88	.00	169,053.08	10,509,852.00	.00	.00
02:ALPHA BORO	.00	.00	49,028.42	4,159,920.00	.00	.00
03:BELVIDERE TOWN	105,179.59	.00	46,858.66	4,097,539.00	.00	.00
04:BLAIRSTOWN TWP	386,076.59	.00	172,001.34	6,328,961.00	6,660,280.00	.00
05:FRANKLIN TWP	221,800.22	.00	98,814.42	4,053,000.00	4,569,011.00	.00
06:FRELINGHUYSEN TWP	149,437.44	.00	66,576.01	2,314,460.00	2,425,635.00	.00
07:GREENWICH TWP	374,023.29	.00	166,631.46	11,841,810.00	.00	.00
08:HACKETTSTOWN TOWN	.00	.00	230,892.60	20,411,809.00	.00	.00
09:HARDWICK TWP	100,055.77	.00	44,575.94	1,430,954.00	1,748,377.00	.00
10:HARMONY TWP	305,797.35	.00	136,236.06	6,380,652.00	.00	.00
11:HOPE TWP	134,823.08	.00	60,065.16	4,205,529.00	.00	.00
12:INDEPENDENCE TWP	312,319.81	.00	139,141.89	.00	10,698,858.00	.00
13:KNOWLTON TWP	175,136.25	.00	78,025.11	3,455,105.00	2,992,093.00	.00
14:LIBERTY TWP	154,001.01	.00	68,609.13	.00	5,603,330.00	.00
15:LOPATCONG TWP	493,148.95	.00	219,703.24	16,108,060.00	.00	.00
16:MANSFIELD TWP	411,284.05	.00	183,231.54	6,506,463.00	7,905,542.00	.00
17:OXFORD TWP	102,093.88	.00	45,483.94	4,585,714.00	.00	.00
19:PHILLIPSBURG TOWN	.00	.00	183,371.47	13,103,078.00	.00	.00
20:POHATCONG TWP	202,919.38	.00	90,402.80	6,573,953.00	.00	.00
21:WASHINGTON BORO	.00	.00	111,948.08	5,428,025.00	5,040,148.00	.00
22:WASHINGTON TWP	407,625.14	.00	181,601.45	7,009,948.00	8,848,530.00	.00
23:WHITE TWP	304,819.32	.00	135,800.20	8,019,174.00	.00	.00
WARREN	4,720,000.00	.00	2,678,052.00	146,524,006.00	56,491,804.00	.00

2023 ABSTRACT OF RATABLES FOR THE COUNTY OF WARREN

TAXING DISTRICTS	SECTION 12 - C			SECTION 12 - D
	LOCAL TAXES TO BE RAISED FOR:			TOTAL LEVY ON WHICH TAX RATE IS COMPUTED
	(ii) LOCAL MUNICIPAL PURPOSES			
(A) MUNICIPAL BUDGET (adjusted for BPP)	(B) MUNICIPAL OPEN SPACE BUDGET	(C) MUNICIPAL LIBRARY BUDGET		
01:ALLAMUCHY TWP	2,589,144.00	119,928.00	.00	18,560,689.63
02:ALPHA BORO	1,763,515.32	87,181.10	81,075.85	7,530,850.11
03:BELVIDERE TOWN	2,208,885.68	.00	.00	7,787,071.84
04:BLAIRSTOWN TWP	1,759,766.47	168,997.10	.00	20,352,503.47
05:FRANKLIN TWP	1,358,483.06	10,330.70	.00	13,113,038.13
06:FRELINGHUYSEN TWP	936,717.00	57,997.00	.00	7,832,647.01
07:GREENWICH TWP	4,006,781.13	237,145.00	.00	21,345,499.70
08:HACKETTSTOWN TOWN	7,076,525.32	.00	381,582.08	34,644,149.00
09:HARDWICK TWP	875,023.17	31,298.77	.00	5,487,418.40
10:HARMONY TWP	1,465,347.13	.00	.00	12,150,687.58
11:HOPE TWP	859,924.00	49,406.00	.00	7,012,259.66
12:INDEPENDENCE TWP	3,060,147.00	.00	.00	18,155,632.12
13:KNOWLTON TWP	1,146,880.30	51,902.39	.00	10,111,430.42
14:LIBERTY TWP	978,123.74	53,485.00	.00	8,802,860.83
15:LOPATCONG TWP	5,915,586.37	304,446.17	.00	29,039,135.76
16:MANSFIELD TWP	4,756,800.28	140,548.65	.00	24,955,574.93
17:OXFORD TWP	1,020,463.00	.00	.00	7,043,385.64
19:PHILLIPSBURG TOWN	11,014,958.82	142,585.00	300,522.21	29,913,203.72
20:POHATCONG TWP	5,230,271.15	172,583.55	.00	14,833,369.51
21:WASHINGTON BORO	5,103,709.00	.00	185,065.09	19,040,950.00
22:WASHINGTON TWP	5,336,359.17	137,185.05	.00	27,067,968.81
23:WHITE TWP	869,300.82	110,746.42	.00	13,290,258.79
WARREN	69,332,711.93	1,875,765.90	948,245.23	358,070,585.06

2023 ABSTRACT OF RATABLES FOR THE COUNTY OF WARREN

TAXING DISTRICTS	SECTION 13						
	REAL PROPERTY EXEMPT FROM TAXATION						
	(A) PUBLIC SCHOOL	(B) OTHER SCHOOL	(C) PUBLIC PROPERTY	(D) CHURCH AND CHARITABLE	(E) CEMETERIES AND GRAVEYARDS	(F) OTHER EXEMPTS	(G) TOTAL AMOUNT OF EXEMPTS (13A+B+C+D+E+F)
01:ALLAMUCHY TWP	13,365,811	1,507,189	28,373,698	0	25,100	13,143,310	56,415,108
02:ALPHA BORO	1,285,200	0	14,419,600	4,854,500	1,059,700	2,209,100	23,828,100
03:BELVIDERE TOWN	26,982,600	122,400	23,824,900	8,478,800	990,600	5,559,100	65,958,400
04:BLAIRSTOWN TWP	25,057,309	31,801,300	19,881,394	12,282,630	490,600	10,762,900	100,276,133
05:FRANKLIN TWP	17,674,800	556,400	12,608,820	4,082,200	282,900	7,094,000	42,299,120
06:FRELINGHUYSEN TWP	1,230,100	888,700	14,469,920	4,248,900	325,600	13,723,700	34,886,920
07:GREENWICH TWP	1,146,100	0	7,910,060	3,367,100	956,800	5,245,800	18,625,860
08:HACKETTSTOWN TOWN	26,824,400	42,018,000	17,593,900	46,150,600	195,000	26,233,400	159,015,300
09:HARDWICK TWP	0	0	58,307,000	295,100	79,600	16,235,200	74,916,900
10:HARMONY TWP	5,202,900	0	21,556,400	3,871,100	198,500	5,419,900	36,248,800
11:HOPE TWP	3,021,600	197,300	13,857,273	2,394,233	181,000	2,045,400	21,696,806
12:INDEPENDENCE TWP	10,083,300	0	9,290,600	8,128,300	692,400	7,986,900	36,181,500
13:KNOWLTON TWP	2,132,600	0	19,640,700	3,737,900	274,500	3,666,800	29,452,500
14:LIBERTY TWP	3,975,700	161,500	16,125,200	656,800	164,100	1,767,400	22,850,700
15:LOPATCONG TWP	13,383,600	0	20,582,691	9,778,000	0	168,810,600	212,554,891
16:MANFIELD TWP	5,167,800	0	53,053,100	4,768,600	620,700	7,470,800	71,081,000
17:OXFORD TWP	9,400,200	542,900	24,227,450	3,474,618	167,300	4,035,867	41,848,335
19:PHILLIPSBURG TOWN	54,102,000	13,616,600	78,375,700	67,863,700	910,300	140,392,500	355,260,800
20:POHATCONG TWP	10,439,400	1,270,000	10,897,250	3,532,500	80,000	4,012,100	30,231,250
21:WASHINGTON BORO	11,390,225	1,684,300	6,764,100	8,835,100	331,300	2,962,800	31,967,825
22:WASHINGTON TWP	28,572,948	0	13,215,700	12,749,900	238,600	62,361,283	117,138,431
23:WHITE TWP	2,897,600	0	45,168,693	5,251,500	90,200	6,567,400	59,975,393
WARREN	273,336,193	94,366,589	530,144,149	218,802,081	8,354,800	517,706,260	1,642,710,072

2023 ABSTRACT OF RATABLES FOR THE COUNTY OF WARREN

TAXING DISTRICTS	SECTION 14				SECTION 15	
	AMOUNT OF MISCELLANEOUS REVENUES TO SUPPORT LOCAL BUDGET				DEDUCTIONS ALLOWED	
	(A)	(B)	(C)	(D)	(A)	(B)
	SURPLUS REVENUE	MISCELLANEOUS REVENUES ANTICIPATED	RECEIPTS FROM DELINQUENT TAX	TOTAL OF MISCELLANEOUS REVENUES (COL. 14A+B+C)	SENIOR CITIZEN, DISABLED AND SURVIVING SPOUSE	VETERANS AND WIDOWS
01:ALLAMUCHY TWP	627,497.25	798,179.63	160,000.00	1,585,676.88	2,250.00	29,000.00
02:ALPHA BORO	583,200.00	744,462.65	132,000.00	1,459,662.65	5,500.00	17,750.00
03:BELVIDERE TOWN	400,000.00	1,127,525.99	155,000.00	1,682,525.99	1,750.00	14,000.00
04:BLAIRSTOWN TWP	400,000.00	3,496,359.42	255,000.00	4,151,359.42	5,250.00	31,000.00
05:FRANKLIN TWP	370,000.00	734,060.62	250,000.00	1,354,060.62	2,500.00	17,000.00
06:FRELINGHUYSEN TWP	502,000.00	301,410.00	130,000.00	933,410.00	1,750.00	11,250.00
07:GREENWICH TWP	620,000.00	2,110,324.55	235,000.00	2,965,324.55	3,500.00	20,000.00
08:HACKETTSTOWN TOWN	2,433,300.00	1,439,147.47	240,000.00	4,112,447.47	10,250.00	35,750.00
09:HARDWICK TWP	200,000.00	349,666.73	125,000.00	674,666.73	1,750.00	9,000.00
10:HARMONY TWP	885,000.00	831,043.44	115,000.00	1,831,043.44	6,500.00	17,500.00
11:HOPE TWP	246,162.00	600,689.00	25,000.00	871,851.00	1,750.00	12,000.00
12:INDEPENDENCE TWP	961,608.00	1,039,952.96	177,000.00	2,178,560.96	6,250.00	26,500.00
13:KNOWLTON TWP	488,000.00	532,576.60	290,000.00	1,310,576.60	2,000.00	13,750.00
14:LIBERTY TWP	605,000.00	405,221.03	122,000.00	1,132,221.03	2,500.00	13,000.00
15:LOPATCONG TWP	2,985,000.00	1,939,484.14	350,000.00	5,274,484.14	10,250.00	53,250.00
16:MANSFIELD TWP	700,000.00	2,594,979.78	300,000.00	3,594,979.78	5,000.00	29,000.00
17:OXFORD TWP	515,903.94	882,043.00	419,400.00	1,817,346.94	5,000.00	9,750.00
19:PHILLIPSBURG TOWN	2,250,000.00	6,945,834.62	700,000.00	9,895,834.62	17,250.00	57,750.00
20:POHATCONG TWP	600,000.00	1,180,356.15	227,675.00	2,008,031.15	7,750.00	28,250.00
21:WASHINGTON BORO	620,000.00	2,602,231.80	300,000.00	3,522,231.80	5,250.00	20,750.00
22:WASHINGTON TWP	785,000.00	5,402,276.55	585,000.00	6,772,276.55	1,000.00	33,750.00
23:WHITE TWP	600,000.00	1,562,677.33	200,000.00	2,362,677.33	7,000.00	53,000.00
WARREN	18,377,671.19	37,620,503.46	5,493,075.00	61,491,249.65	112,000.00	553,000.00

2023 ABSTRACT OF RATABLES FOR THE COUNTY OF WARREN

TAXING DISTRICTS	ADDENDUM -- EQUALIZED VALUE BASED ON IN LIEU OF TAXES (COL.10B)				
	(1) C.12 PL 1977 IN LIEU OF TAX	(2) NJ HOUSING FINANCE AGENCY	(3) URBAN RENEWAL	(4) OTHER	(5) TOTAL
01:ALLAMUCHY TWP	0	0	0	0	0
02:ALPHA BORO	0	0	0	0	0
03:BELVIDERE TOWN	0	0	0	0	0
04:BLAIRSTOWN TWP	0	0	0	0	0
05:FRANKLIN TWP	0	0	0	0	0
06:FRELINGHUYSEN TWP	0	0	0	0	0
07:GREENWICH TWP	0	0	0	0	0
08:HACKETTSTOWN TOWN	0	0	0	0	0
09:HARDWICK TWP	0	0	0	0	0
10:HARMONY TWP	0	0	0	0	0
11:HOPE TWP	0	0	0	0	0
12:INDEPENDENCE TWP	0	0	0	0	0
13:KNOWLTON TWP	0	0	0	0	0
14:LIBERTY TWP	0	0	0	0	0
15:LOPATCONG TWP	0	0	0	0	0
16:MANSFIELD TWP	0	0	0	0	0
17:OXFORD TWP	0	0	0	0	0
19:PHILLIPSBURG TOWN	0	0	0	0	0
20:POHATCONG TWP	0	0	0	0	0
21:WASHINGTON BORO	0	0	0	0	0
22:WASHINGTON TWP	0	0	0	0	0
23:WHITE TWP	0	0	0	0	0
WARREN	0	0	0	0	0

2023 ABSTRACT OF RATABLES FOR THE COUNTY OF WARREN

TAXING DISTRICTS	BREAKDOWN OF GENERAL TAX RATE											
	COUNTY TAX	LIBRARY TAX	HEALTH SERVICE TAX	COUNTY OPEN SPACE TAX	DISTRICT SCHOOL TAX	REGIONAL SCHOOL TAX	LOCAL SCHOOL TAX	MUNICIPAL PURPOSE TAX	MUNICIPAL OPEN SPACE TAX	MUNICIPAL LIBRARY TAX	GENERAL TAX RATE	EFFECTIVE TAX RATE
01:ALLAMUCHY TWP	.800	.064	.000	.029	1.753	.000	.000	.431	.019	.000	3.096	2.196
02:ALPHA BORO	.638	.000	.000	.023	1.909	.000	.000	.809	.040	.037	3.456	3.072
03:BELVIDERE TOWN	.526	.042	.000	.019	1.619	.000	.000	.872	.000	.000	3.078	3.324
04:BLAIRSTOWN TWP	.691	.055	.000	.025	.896	.943	.000	.249	.023	.000	2.882	2.367
05:FRANKLIN TWP	.678	.054	.000	.024	.981	1.106	.000	.329	.002	.000	3.174	2.654
06:FRELINGHUYSEN TWP	.649	.052	.000	.023	.799	.836	.000	.323	.020	.000	2.702	2.353
07:GREENWICH TWP	.796	.064	.000	.029	1.997	.000	.000	.675	.040	.000	3.601	2.562
08:HACKETTSTOWN TOWN	.638	.000	.000	.023	1.987	.000	.000	.689	.000	.037	3.374	3.001
09:HARDWICK TWP	.804	.064	.000	.029	.914	1.117	.000	.559	.020	.000	3.507	2.462
10:HARMONY TWP	.820	.065	.000	.029	1.353	.000	.000	.310	.000	.000	2.577	1.784
11:HOPE TWP	.776	.062	.000	.028	1.915	.000	.000	.391	.022	.000	3.194	2.335
12:INDEPENDENCE TWP	.781	.062	.000	.028	.000	2.117	.000	.605	.000	.000	3.593	2.610
13:KNOWLTON TWP	.853	.068	.000	.031	1.332	1.152	.000	.441	.020	.000	3.897	2.592
14:LIBERTY TWP	.728	.058	.000	.026	.000	2.095	.000	.365	.020	.000	3.292	2.566
15:LOPATCONG TWP	.591	.049	.000	.022	1.586	.000	.000	.582	.029	.000	2.859	2.643
16:MANSFIELD TWP	.719	.059	.000	.027	.926	1.125	.000	.676	.020	.000	3.552	2.724
17:OXFORD TWP	.818	.065	.000	.029	2.905	.000	.000	.646	.000	.000	4.463	3.097
19:PHILLIPSBURG TOWN	.725	.000	.000	.026	1.838	.000	.000	1.545	.020	.042	4.196	3.263
20:POHATCONG TWP	.743	.059	.000	.027	1.904	.000	.000	1.515	.050	.000	4.298	3.282
21:WASHINGTON BORO	.861	.000	.000	.031	1.473	1.368	.000	1.384	.000	.050	5.167	3.402
22:WASHINGTON TWP	.751	.060	.000	.027	1.022	1.290	.000	.777	.020	.000	3.947	2.981
23:WHITE TWP	.696	.056	.000	.025	1.448	.000	.000	.156	.020	.000	2.401	1.957

2023 ABSTRACT OF RATABLES FOR THE COUNTY OF WARREN

ADDENDUM TO ABSTRACT OF RATABLES -- ASSESSED VALUE OF PARTIAL EXEMPTIONS & ABATEMENTS (COLUMN 3)

TAXING DISTRICTS	(1)	(2)	(3)	(4)	(5)	(6)	(7)	(8)	(9)
	POLLUTION CONTROL	FIRE SUPPRESSION	FALLOUT SHELTER	WATER-SEWER FACILITY	RENEWABLE ENERGY	UEZ ABATEMENT	HOME IMPROVEMENT	MULTI-FAMILY DWELLING	CLASS 4 ABATEMENT
01:ALLAMUCHY TWP	0	0	0	0	0	0	0	0	0
02:ALPHA BORO	0	0	0	0	0	0	0	0	0
03:BELVIDERE TOWN	0	0	0	0	0	0	0	0	0
04:BLAIRSTOWN TWP	0	0	0	0	0	0	0	0	0
05:FRANKLIN TWP	0	0	0	0	0	0	0	0	0
06:FRELINGHUYSEN TWP	0	0	0	0	0	0	0	0	0
07:GREENWICH TWP	0	0	0	0	0	0	0	0	0
08:HACKETTSTOWN TOWN	0	15,200	0	0	0	0	0	0	0
09:HARDWICK TWP	0	0	0	0	0	0	0	0	0
10:HARMONY TWP	0	0	0	0	0	0	0	0	0
11:HOPE TWP	0	0	0	0	0	0	0	0	0
12:INDEPENDENCE TWP	0	0	0	0	0	0	0	0	0
13:KNOWLTON TWP	0	0	0	0	0	0	0	0	0
14:LIBERTY TWP	0	0	0	0	0	0	0	0	0
15:LOPATCONG TWP	0	0	0	0	0	0	0	0	0
16:MANSFIELD TWP	0	0	0	0	0	0	0	0	0
17:OXFORD TWP	0	0	0	0	0	0	0	0	0
19:PHILLIPSBURG TOWN	10,605,000	0	0	0	0	0	0	0	0
20:POHATCONG TWP	0	0	0	0	0	0	0	0	0
21:WASHINGTON BORO	0	0	0	0	0	0	0	0	0
22:WASHINGTON TWP	0	0	0	0	0	0	0	0	0
23:WHITE TWP	0	0	0	0	0	0	0	0	0
WARREN	10,605,000	15,200	0	0	0	0	0	0	0

2023 ABSTRACT OF RATABLES FOR THE COUNTY OF WARREN

TAXING DISTRICT	ADDENDUM: STATE AID ADJUSTMENT FOR BPP			ADDENDUM: REAP DISTRIBUTION SUMMARY		
	COUNTY	SCHOOL	MUNICIPAL	ELIGIBLE PROPERTY ASSESSMENTS	R.E.A.P. AID	TAX RATE CREDIT
01:ALLAMUCHY TWP						
02:ALPHA BORO						
03:BELVIDERE TOWN						
04:BLAIRSTOWN TWP						
05:FRANKLIN TWP						
06:FRELINGHUYSEN TWP						
07:GREENWICH TWP						
08:HACKETTSTOWN TOWN						
09:HARDWICK TWP						
10:HARMONY TWP						
11:HOPE TWP						
12:INDEPENDENCE TWP						
13:KNOWLTON TWP						
14:LIBERTY TWP						
15:LOPATCONG TWP						
16:MANSFIELD TWP						
17:OXFORD TWP						
19:PHILLIPSBURG TOWN						
20:POHATCONG TWP						
21:WASHINGTON BORO						
22:WASHINGTON TWP						
23:WHITE TWP						
WARREN						


2023 ABSTRACT OF RATABLES FOR THE COUNTY OF WARREN

TAXING DISTRICT	SPECIAL TAXING DISTRICTS				
	SPECIAL TAXING DISTRICT	NUMBER OF RATABLES	RATABLE VALUE	BUDGET	SPECIAL DISTRICT RATE


2023 ABSTRACT OF RATABLES FOR THE COUNTY OF WARREN

Total Amount of Miscellaneous Revenues (included Surplus Revenues Appropriated) for the Support of the County Budget	30,478,242.98
Rate per \$100 to be applied to Column 11 for apportionment of County Taxes		.56707114
Net County Taxes Apportioned (Column 12 A iii)	75,500,000.00
* Adjustments (Net Total (Column 12 A i))		432,263.18
* Net Overpayments are added to the Net Taxes Apportioned Net Underpayments are deducted from the Net Taxes Apportioned		
Rate per \$100 to be applied to Column 11 for apportionment of Library Taxes04489230
Rate per \$100 to be applied to Column 11 for apportionment of Health Taxes00000000
Rate per \$100 to be applied to Column 11 for apportionment of Open Space Taxes02000001
County Percentage Level of Taxable Value of Real Property is 100%		


WARREN COUNTY BOARD OF TAXATION




 Samir Elbassiouny, President



 Darryl Malcolm




 William Watras

ATTEST: 

 Melissa Pritchett

I hereby certify this to be a true copy of the Abstract of Ratables and Exemptions for the County of WARREN, State of New Jersey for the year 2023 as filed with me by the WARREN County Board of Taxation



 Kim Francisco
 County Treasurer

SPECIAL TAXING DISTRICTS

Taxing District	Spec Tax Dist	Number Ratables	Ratable Value	Budget Amount	Special District Rate	County	Library	Cty Open SP	Regional School	District School	Local Municipal tax	Municipal Open Space	2022 Tax Rate
2101	G01	349	114,928,554		310.75	0.799	0.0632	0.0281		1.752	0.4317	0.0199	3.096
2101	S01	219	75,281,600		0.488								
2101	S02	113	17,349,100		0.678								
2101	S03	60	17,244,400		0.749								
2101	S04	208	45,089,800		0.647								
2101	S05	323	54,372,800		.670								
2101	S06	206	30,531,400		0.617								
2101	S07	94	29,612,800		0.641								
2101	S08	159	18,096,600		0.988								
2101	S09	14	2,356,700		0.638								
2101	S10	19	4,084,800		0.629								
2101	S11	6	1,912,400		0.488								
2101	S12	60	15,118,200		0.488								
2101	S13	314	9,471,500		0.535								
2101	S14	168	23,275,600		0.714								
2101	s15	128	44,360,100		.560								
2121	S01	169	44,125,300		0.303	0.8606	0.0502	0.0303	1.3675	1.4728	1.3848		5.167
2121	S02	34	30,132,400		0.222								
2122	F01	3164	770,371,004		0.087	0.7503	0.0594	0.02647	1.2900	1.0219	0.7779	.0200	3.947
2123	H85	1	172500			0.6953	.0550	0.0245		1.4482	0.1569	0.02	2.401